



A B C

Manuscript Flashcards

by
Sheri Graham

ABC

Manuscript

Flashcards

By
Sheri Graham

Published 2005 by Graham Family Ministries

Introduction

Welcome to ABC Manuscript Flashcards! I just wanted to take a little time here to give you some ideas how you can use these flashcards. Flashcards are a fun way for kids to not only learn letter names, but letter sounds as well. You will first need to prepare the cards by printing/copying them on card-stock paper and cutting them out. You can cover them with contact paper or laminate them if you wish, but this is not necessary. Once that is done....you are ready for some fun!

Here are a few fun ways to use these flashcards:

- ◆ **Post one flashcard a day on the refrigerator.** Throughout the day refer to it by saying the letter name and sound. Have your child find something in the house that begins with the same sound.
- ◆ **Play a game** - make two sets of cards and play the memory game! Place all the cards upside down on the living room floor (this will take a bit of space to do ☺). Then take turns turning two cards over at a time, trying to find matches. The key is to have a requirement that the child has to either say the name of the letter or say the sound (you choose) in order to get the match. If he can't say the answer, then tell him the answer and have him turn the cards back over. Idea: make the two sets of cards on two different colors of card-stock paper. Then turn over one card of each color to find the matches.
- ◆ **Play a game** - using one set of cards, have your child stand on the far end of your living /dining/family room (whichever room is bigger). Hold the stack of cards so your child can see the top card. Choose whether you want your child to just say the letter name or the sound(s) it makes and explain that to your child. To begin, have your child try to say the letter name or sound of the top card. If they get it right, they get to take one step forward. If they get it wrong, they take two steps back. (If your child gets it wrong, be sure to tell them the correct answer so they will remember next time!) To win, the child has to get to some pre-determined point on the other side of the room. We played it that the prize was "Mommy" and when we got to the other side of the room and I couldn't back up any further they would run into me and I could grab them and give them hugs and kisses. They LOVED it!

There are many other ways you can use these flashcards! Be creative and make up some of your own games! Many blessings to you and your child(ren)! Enjoy!

In Christ,
Sheri Graham

A

a

B

b

C

c

D

d

E

e

F

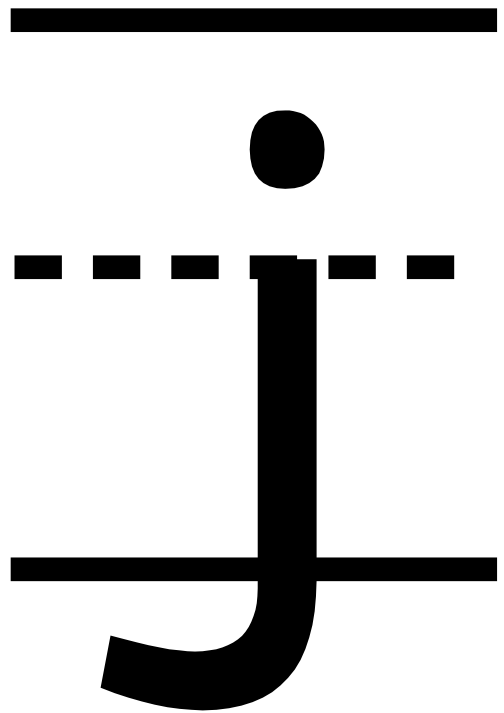

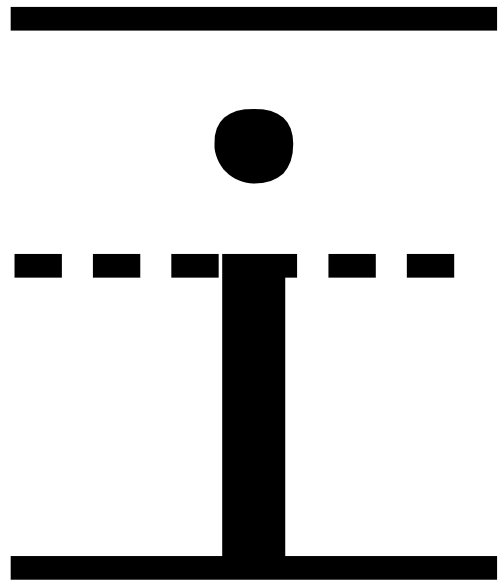
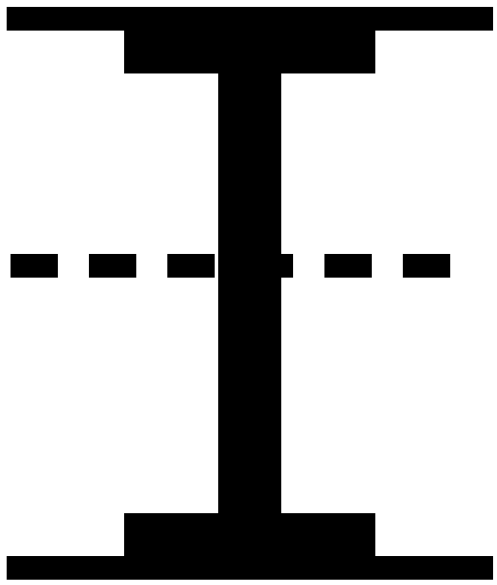
f

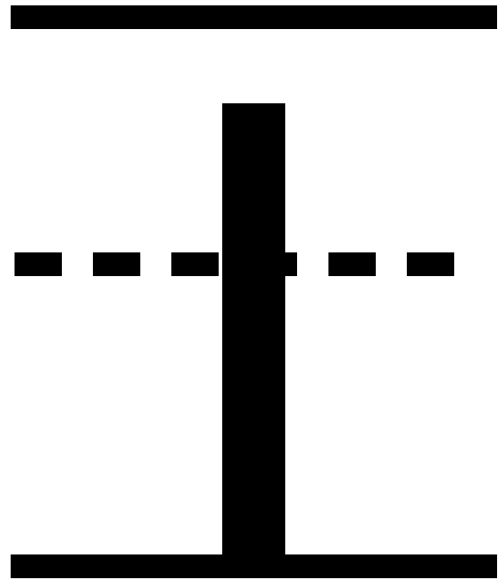
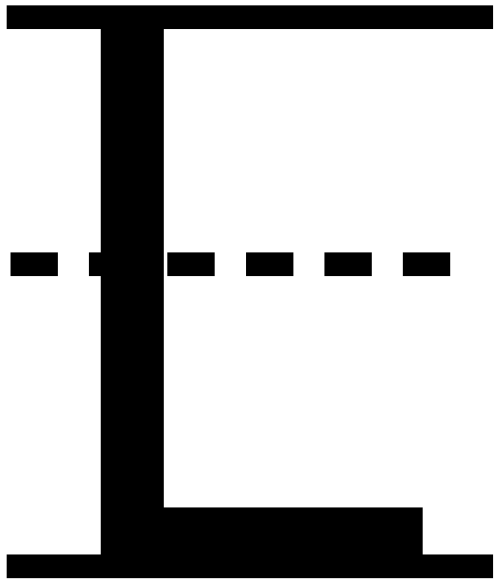
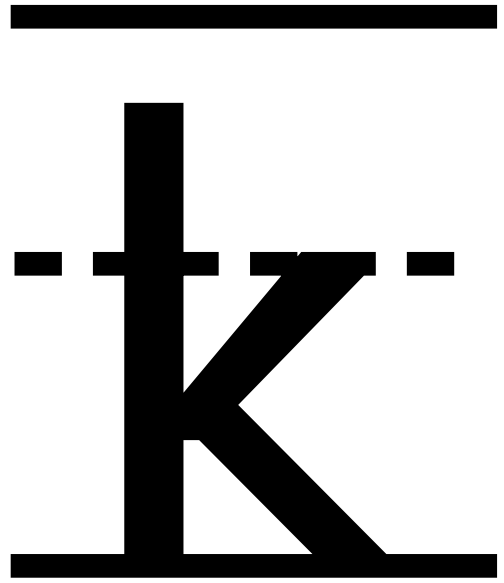
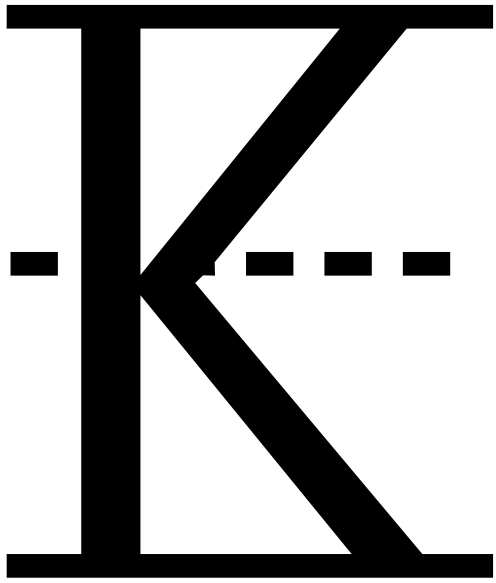
G

g

H

h






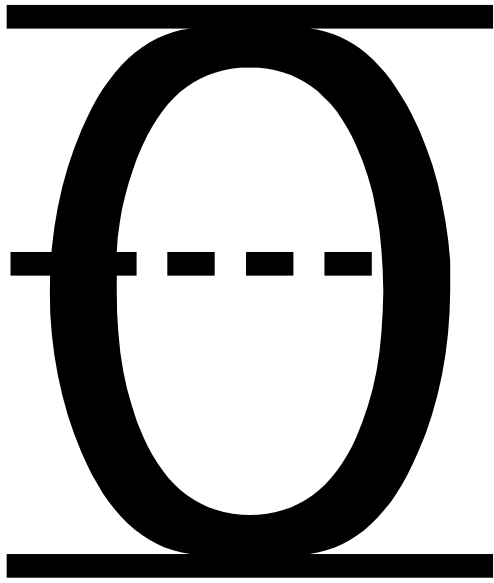


M

m

N

n



Q

q

R

r

S

s

T

t

